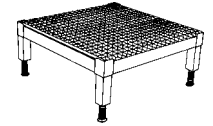
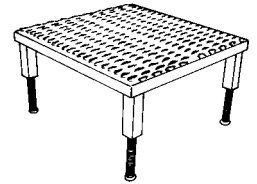


## DC-25/FC-70 ADJUSTABLE WORK-MATE STANDS

MODEL NUMBER	DESCRIPTION	PLATFORM SIZE (W x L)	LOWERED HEIGHT	RAISED HEIGHT	CAPACITY (POUNDS)	WEIGHT (POUNDS)	PRICE
AHW-L-1924	SERRATED DECK	19" x 24"	5"	8"	500	18	\$137.00
AHW-L-2424	SERRATED DECK	24" x 24"	5"	8"	500	25	147.00
AHW-L-1936	SERRATED DECK	19" x 36"	5"	8"	500	29	162.00
AHW-L-2436	SERRATED DECK	24" x 36"	5"	8"	500	33	\$171.00
AHW-L-1948	SERRATED DECK	19" x 48"	5"	8"	500	37	181.00
AHW-L-2448	SERRATED DECK	24" x 48"	5"	8"	500	41	191.00
AHW-L-2460	SERRATED DECK	24" x 60"	5"	8"	500	49	\$211.00
AHW-L-2472	SERRATED DECK	24" x 72"	5"	8"	500	60	263.00
AHW-L-2496	SERRATED DECK	24" x 96"	5"	8"	500	78	344.00
AHW-H-1924	SERRATED DECK	19" x 24"	9"	14"	500	35	\$163.00
AHW-H-2424	SERRATED DECK	24" x 24"	9"	14"	500	40	168.00
AHW-H-1936	SERRATED DECK	19" x 36"	9"	14"	500	42	175.00
AHW-H-2436	SERRATED DECK	24" x 36"	9"	14"	500	45	\$181.00
AHW-H-1948	SERRATED DECK	19" x 48"	9"	14"	500	48	189.00
AHW-H-2448	SERRATED DECK	24" x 48"	9"	14"	500	50	199.00
AHW-H-2460	SERRATED DECK	24" x 60"	9"	14"	500	57	\$221.00
AHW-H-2472	SERRATED DECK	24" x 72"	9"	14"	500	65	275.00
AHW-H-2496	SERRATED DECK	24" x 96"	9"	14"	500	85	367.00




### OPTIONAL ERGO-MAT DECK STYLE USE SUFFIX (-ERGO)

1924 ..... + \$23.50	2436 ..... + \$44.50	2460 ..... + \$74.00
2424 ..... + \$29.75	1948 ..... + \$46.75	2472 ..... + \$88.75
1936 ..... + \$35.00	2448 ..... + \$59.00	2496 ..... + \$118.25

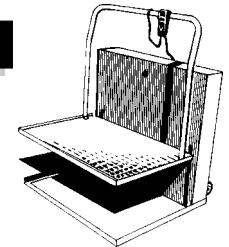
## DC-25/FC-70 ADJUSTABLE STEP-MATE STANDS

MODEL NUMBER	DESCRIPTION	OVERALL SIZE (W x L)	SERVICE HEIGHT 1 <sup>ST</sup> STEP	SERVICE HEIGHT 2 <sup>ND</sup> STEP	WEIGHT (POUNDS)	PRICE
ASP-24	SERRATED 12"W STEP	24" x 24"	6" TO 10.5"	13" TO 17.5"	28	\$178.00
ASP-36	SERRATED 12"W STEP	24" x 36"	6" TO 10.5"	13" TO 17.5"	40	191.00
ASP-48	SERRATED 12"W STEP	24" x 48"	6" TO 10.5"	13" TO 17.5"	52	209.00
ASP-60	SERRATED 12"W STEP	24" x 60"	6" TO 10.5"	13" TO 17.5"	64	231.00
ASP-72	SERRATED 12"W STEP	24" x 72"	6" TO 10.5"	13" TO 17.5"	76	285.00



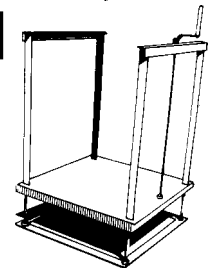
## DC-20/FC-100 LINEARIZER - ELECTRIC WORKER PLATFORMS

MODEL NUMBER	PLATFORM SIZES (W x L)	LOWERED HEIGHT	RAISED HEIGHT	CAPACITY POUNDS	OPERATION	WEIGHT (POUNDS)	PRICE
WP-400-AC	36" x 24"	2"	14"	400	115V AC POWER	250	\$984.00
WP-400-DC	36" x 24"	2"	14"	400	BATTERY POWER	260	984.00
WP-400-AIR	36" x 24"	2"	14"	400	FACTORY AIR	250	984.00



## DC-20/FC-100 POSI-CRANK WORK PLATFORMS

MODEL NUMBER	PLATFORM SIZES (W x L)	LOWERED HEIGHT	RAISED HEIGHT	CAPACITY POUNDS	OPERATION	WEIGHT (POUNDS)	PRICE
POS-3636	36" x 36"	3"	19"	500	HAND CRANK	145	\$745.00
POS-3648	36" x 48"	3"	19"	500	HAND CRANK	175	825.00
POS-3672	36" x 72"	3"	19"	500	HAND CRANK	235	920.00



MANUAL HYDRAULIC OPERATION - N/C

OPTIONAL ELECTRIC/HYDRAULIC OPERATION - \$420.00

## DC-25/FC-70 ADD-A-LEVEL - ANTI-FATIGUE PLATFORMS

MODEL NUMBER	WIDTH	LENGTH	HEIGHT	100% RECYCLED MATERIAL	WEIGHT (POUNDS)	PRICE
P-2436-2.625	24"	36"	2.625"	POLYETHYLENE RESIN	11	\$41.00
P-2436-5.250	24"	36"	5.250"	POLYETHYLENE RESIN	22	82.00
P-2436-7.875	24"	36"	7.875"	POLYETHYLENE RESIN	32	123.00
P-2466-2.625	24"	66"	2.625"	POLYETHYLENE RESIN	20	\$76.00
P-2466-5.250	24"	66"	5.250"	POLYETHYLENE RESIN	40	152.00
P-2466-7.875	24"	66"	7.875"	POLYETHYLENE RESIN	58	228.00

